

Electrical / Environmental

HM31

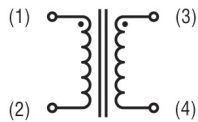


Encapsulated Current Sense Transformers

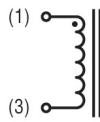
- Insulation Resistance, Minimum 100 MΩ
- Operating Temperature Range -25°C to +105°C
- Dielectric Withstanding Voltage 4.2 kV Pri to Sec

Schematics

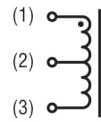
Schematic A



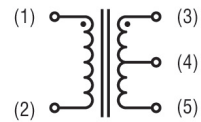
Schematic B



Schematic C



Schematic D



Specifications @ 25°C / Packaging

Part Number	Turns Ratio ± 1% or ± 1 turn whichever is greater	Secondary Inductance @ 10 kHz mH min.	Secondary DC Resistance Ω Max.	Schematic	Figure	Secondary V-μS Max.	Current I Turn Primary Amps	Carton Box Quantity (Units)
HM31-10050LF	1:50	5	0.7	A	1	300	5	360
HM31-10100LF	1:100	20	1.4	A	1	600	5	360
HM31-20050LF	1:50	5	0.7	B	2	330	20	600
HM31-20100LF	1:100	20	1.4	B	2	660	20	600
HM31-20200LF	1:200	85	4.5	B	2	1,300	20	600
HM31-21050LF	1:25:25	1.3	0.7	C	2	150	20	600
HM31-21100LF	1:50:50	5	1.4	C	2	330	20	600
HM31-21200LF	1:100:100	20	4.5	C	2	660	20	600
HM31-20050LLF	1:50	5	0.7	B	2A	330	20	900
HM31-20100LLF	1:100	20	1.4	B	2A	660	20	900
HM31-20200LLF	1:200	85	4.5	B	2A	1,300	20	900
HM31-21050LLF	1:25:25	1.3	0.7	C	2A	150	20	900
HM31-21100LLF	1:50:50	5	1.4	C	2A	330	20	900
HM31-21200LLF	1:100:100	20	4.5	C	2A	660	20	900
HM31-30050LF	1:50	5	0.7	A	3	330	20	90
HM31-30100LF	1:100	20	1.4	A	3	660	20	90
HM31-30200LF	1:200	85	4.5	A	3	1,300	20	90
HM31-30300LF	1:300	195	11.0	A	3	2,000	20	90
HM31-31050LF	1:25:25	1.3	0.7	D	3	160	20	90
HM31-31100LF	1:50:50	5	1.4	D	3	330	20	90
HM31-31200LF	1:100:100	20	4.5	D	3	660	20	90
HM31-31300LF	1:150:150	48	11.0	D	3	1,000	20	90

Outline Dimensions (Inch/mm)

Figure 1

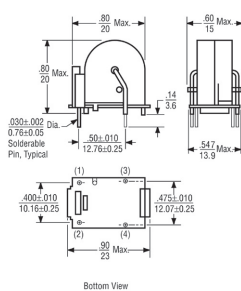


Figure 2

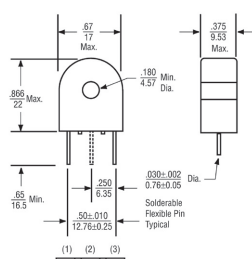


Figure 2A

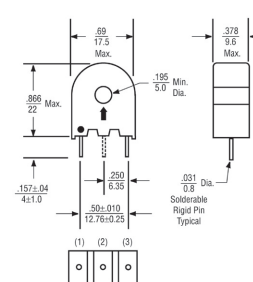


Figure 3

